



Sources of Uncertainty in Forecasts

Initial Condition Uncertainty






7 Ensemble Members

	Isopycnal Diffusivity (m^2s^{-1})	Background Vertical Diffusivity profile ($\times 10^{-5} \text{m}^2\text{s}^{-1}$)	Mixed Layer Parameters, fraction, depth (m)	
Standard	1000	1-15	0.7	100
Low ISO	200	1-15	0.7	100
High ISO	2000	1-15	0.7	100
Low VDiff	1000	0.5-4	0.7	100
High VDiff	1000	2-50	0.7	



Global Mean Air Temperature

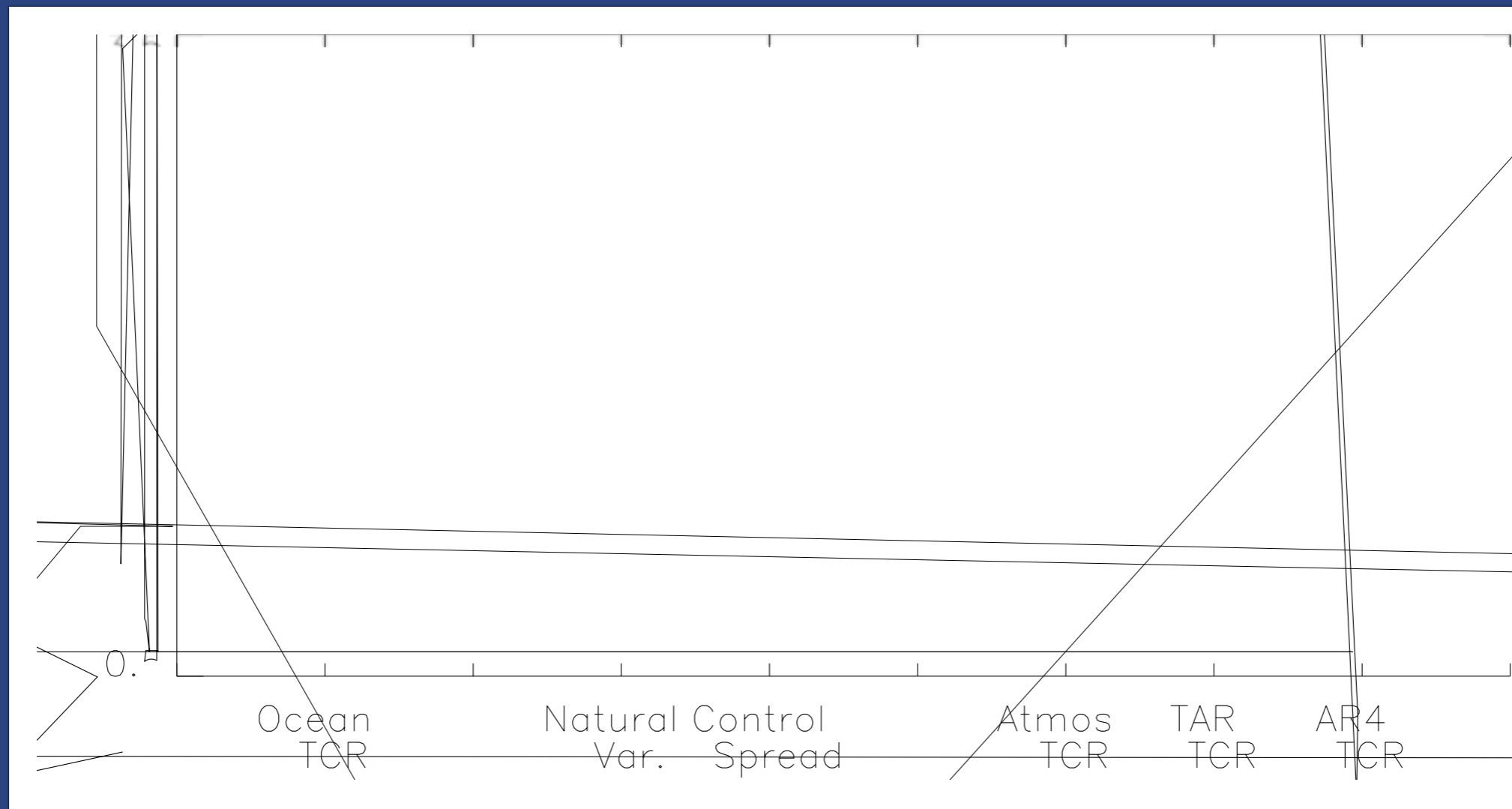


Not all temperature responses are the same



Transient Climate Response

Difference in 20 yr average g.m. temperature centred on time of doubling of CO₂.



Conceptual Model

$$Q = (! + ")#T$$

Q is the imposed radiative forcing

$#T$ is the global mean temperature change

" is the climate feedback parameter
related to the climate sensitivity
measure of equilibrium warming

! is the ocean heat uptake efficiency.
fraction of warming realised




Hypothetical TCR

Diagnose ! and " for ensemble members

Calculate temperature changes by considering the spread in each property in isolation

Find that changes in " (climate sensitivity) are more important than uncertainty in the rate of ocean heat uptake.

Ocean Heat Uptake



Shaded area is spread from atmospheric model uncertainty



Caveats

It could be that the ensemble does not represent uncertainty:

Ranges are too conservative

Wrong parameters chosen

Single perturbations hide non-linearities

Looking only at the global mean is masking some important regional differences.



Conclusion

The ocean parameter uncertainty has been investigated.

Its effects on the global mean temperature response of transient climate are small.

The spread that does exist seems to come from changes in the equilibrium response not the rate of ocean heat uptake.

Further work is needed to understand why the ocean physics has only a small impact on global mean ocean heat uptake.

